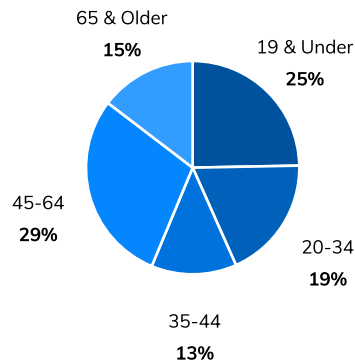




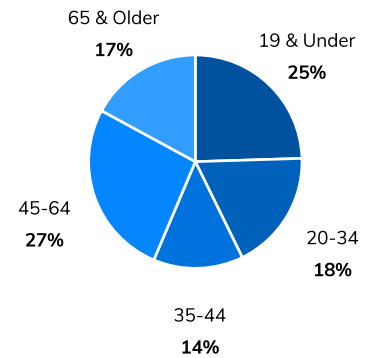
Source: ESRI®, 2019

**Population**

**Population By Age 2019**



**Population By Age 2023**



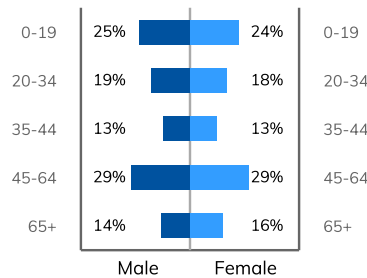
**Population Overview**

Population 2019:	58,791
Population 2023:	61,769
Female Population 2019:	28,548
Male Population 2019:	30,243
Diversity Index:	14.7

**Population By Race**

White:	94%
Hispanic or Latino:	2%
Two or More Races:	2%
Black or African American:	1%
Asian:	1%
American Indian:	1%
Some Other Race:	Below 1%
Native Hawaiian or Pacific Islander:	Below 1%

**Age & Gender 2019**



**Median Age 2019**



**Households**




**Total Families**



**Workforce**

Total Workforce:	30,713
Employed:	97%
Unemployed:	3%

**Average Daily Commute**



**Net Migration**



## Housing Overview


2019 Median Home Value:	\$243,675
2023 Median Home Value:	\$297,100
2019 Total Housing Units:	22,902
2019 Owner Occupied Units:	18,051
2019 Renter Occupied Units:	3,163
2019 Vacant Units:	1,688
2023 Total Housing Units:	24,146
2023 Owner Occupied Units:	19,021
2023 Renter Occupied Units:	3,163
2023 Vacant Units:	1,857

## Employment by Industry


Health Care/Social Assistance:	5,599
Manufacturing:	4,370
Construction:	3,676
Retail Trade:	2,816
Educational Services:	2,228
Public Administration:	1,593
Transportation/Warehousing:	1,424
Accommodation/Food Services:	1,371
Other Services:	1,260
Professional/Scientific/Tech Services:	1,143
Admin/Support/Waste Management Services:	1,087
Finance/Insurance:	1,067
Wholesale Trade:	746
Arts/Entertainment/Recreation:	522
Real Estate/Rental/Leasing:	334
Information:	227
Agriculture/Forestry/Fishing/Hunting:	210
Utilities:	122
Management of Companies/Enterprises:	41
Mining/Quarrying/Oil & Gas Extraction:	28

## Income


### Median Household Income



### Average Household Income



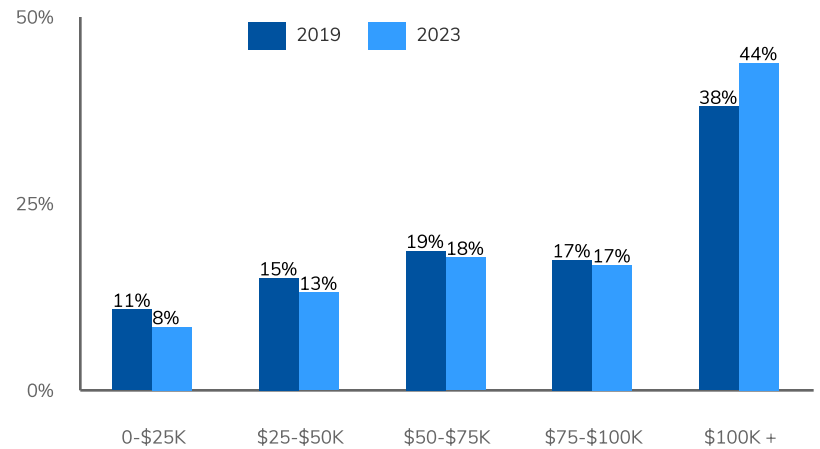
### Per Capita Income



### Income Growth


Per Capita Income Annual Growth Rate	2.31%
Median Household Income Annual Growth Rate	1.86%

## Household Income Distribution

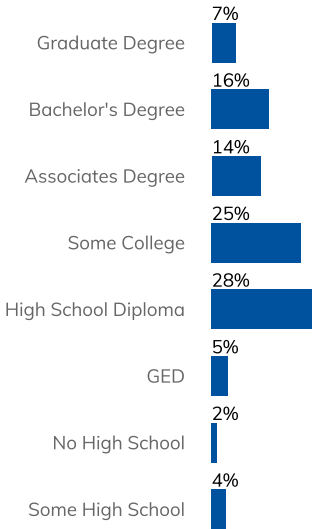


Education

Education Levels



Education Attainment 2019



Source: ESRI®, 2019